

Structural Analysis System for Construction and

Relining of Blast Furnaces*

Koshi IWATA **

Teruaki MORIMOTO **

Hiroshi KANAYA **

Isao ICHIHARA ***

Masao FUJITA ****

Shozo KIYOHARA ****

A Structural analysis system(KBSD System) for construction and relining of blast furnaces was established in order to save input data generating, judge speedily results of structural analysis and use effectively structural analysis program NASTRAN

Characteristics of this system are as follows:

(1) The system is constituted by subsystems for generating input data, judging strength of framed structure member and deciding shell thickness of blast furnaces.

(2) Structural analysis data is automatically stored in data file.

(3) Standard calculation sheet is made by computer output journal.

*(4) As this system is interactive, it is an efficient system with immediate correspondence.
The system reduced about 70% of time conventionally required for structural analysis.*

Condition of operation

analysis. Furthermore, detailed planning of the shell is carried out and at the same time shall

(Generating of input data)

Input data generating



4 Features of Each Subsystem

GEOMETRIC TABLE LIST	
GROUP NAME	

This chapter describes features of each subsystem.

GROUP NAME

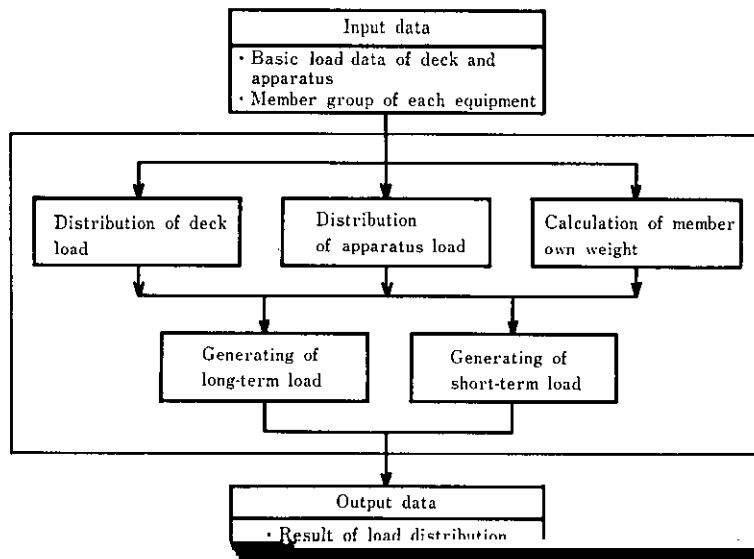
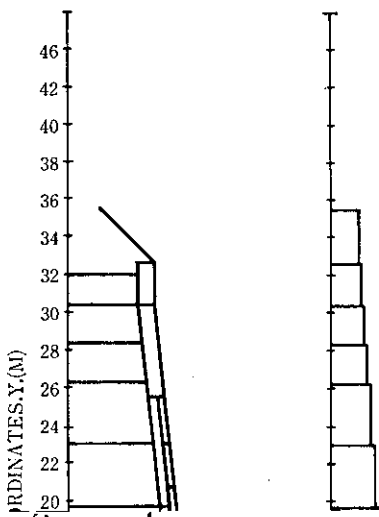


Fig. 5 Flow of furnace body load calculation subsystem



4.3 Structural Frame Load Calculation Subsystem

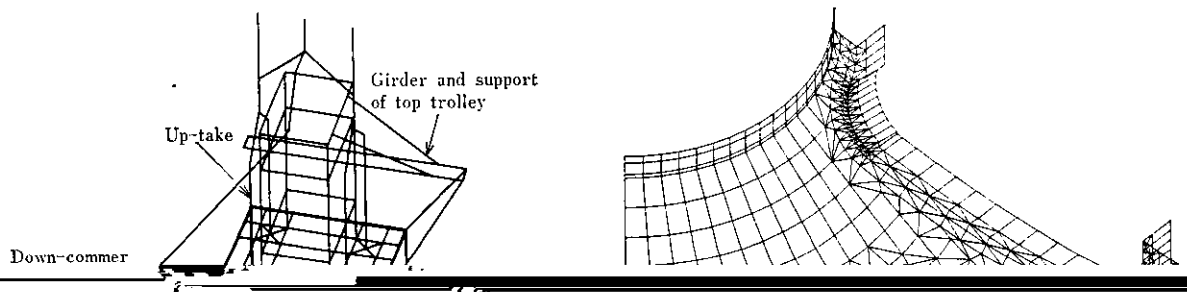
Figure 7 shows the flow of calculation of this subsystem. In this subsystem, the distribution of floor live loads and apparatus loads to members and joints of framework, own weights of members, and short-term loads are calculated by inputting basic data on floor live loads of each deck of furnace structural frames and on apparatus loads, member groups of each piece of equipment, etc.

Input data

Load calculation by
infrastructure processes

Calculation of blast

Calculation of stock



Input data

stress concentration factors, shell material properties,
etc. Necessary allowable stresses in design.

Table 1 Effect of KBSD system on working hour reduction in case of 2 000 m³

Item of calculation	Conventional structural analysis	KBSD system
Furnace body load calculation	21	2