

tions of the equipment for diagnosis, and can collect

issuing alarm and ② a function to collect data for

ing signals and perform primary processing such as

(2) MK-1059 Analog Monitor


The analog monitor has a function for an automatic

Table 1 Function of central station

Item	Contents of data processing
Data registry	Equipment data registry Measurement condition parameter registry Diagnosis parameter registry




(a) Layout display




(d) Trend graph display




(b) Alarm list display



(e) Wave and spectrum display



(c) Machine name list display



(f) Management file display

Photo 1 Examples of CRT display

since all transmission and reception processings between

structuring of an on-line diagnostic system by combining local stations manufactured by Kawasaki Advantech