

KAWASAKI STEEL GIHO

Vol.15 (1983) No.1

CDQ

Power Generating System of No. 2 Coke Dry Quenching Plant at Chiba Works

(Issei Kikuchi) (Katsujiro Komatsu) (Hideo
Katayama) (Kikio Watanabe)

:

	CDQ	56	
		40kgf/cm ²	420
CDQ			1200
CDQ			
			56

Synopsis :

Steam recovered from No.2 CDQ is supplied to Kawatetsu Chiba Power Station. The distance between the CDQ plant and the Power Station is about 1200m. In consideration of such conditions as the long length of steam piping and fluctuations of recovered steam, a new control system of steam turbo generator has been developed. This power generating system of No.2 CDQ is operating satisfactorily, after the inspection by MITI in June, 1981.

(c)JFE Steel Corporation, 2003

菊池 一成* 小松 勝二郎** 片山 秀夫*** 渡辺 己喜男****

Power Generating System of No.2 Coke Dry Quenching Plant at Chiba Works

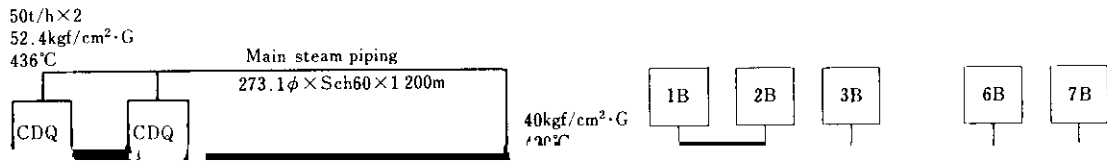
Issei Kikuchi, Katsujiro Komatsu, Hideo Katayama, Mikio Watanabe

要旨

川鉄化学㈱千葉工場第2、4、5号コークス乾留炉に於ける

Synopsis:

Steam recovered from No. 2 CDO



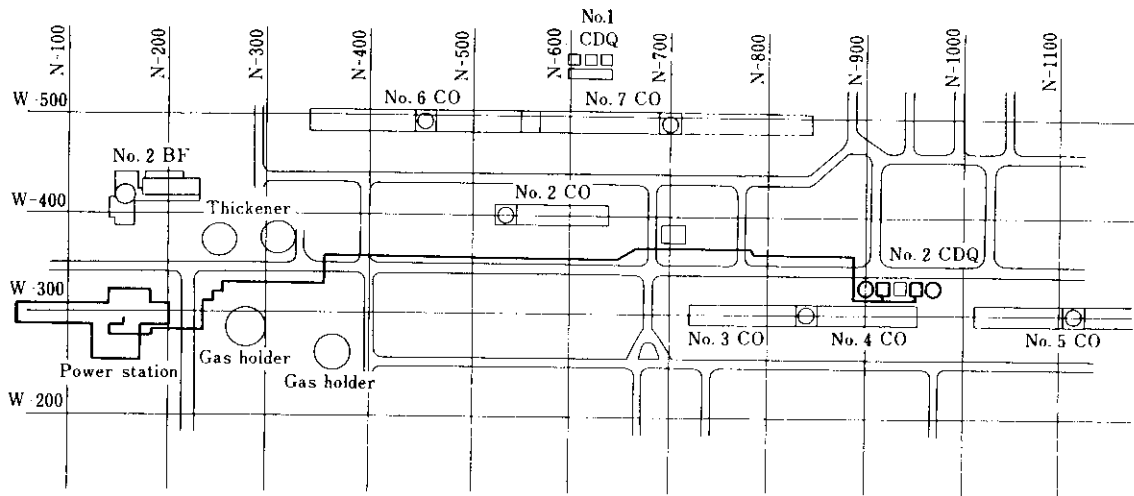




Fig. 2. General layout of No. 2 CDQ system

Table 2 Specifications of main steam pipe

Size	273.1φ×12t
Quality of material	STPA12
Design pressure	60kgf/cm ²
Design temperature	450°C
Steam flow rate	100t/h
Steam flow velocity	41m/s
Thickness of heat insulation	100mm
Length of piping	1 230m
Estimation of pressure loss	9.5kgf/cm ²

 Power output in initial pressure control mode
 Power output in speed control mode

A, A' kW : Rated load×0.25 (min.load)
 B kW : Rated load×0.80

